

## GRAPHICS PACKAGE

The TownePlace Suites Graphics Package offered by Graphics Systems, Inc. features attractive ADA compliant signage. Guest room numbers and other permanent room identification are created using a photopolymer process which produces raised integral tactile images and Grade II braille. Paint and ink colors match Pantone colors—White copy and graphics on a field of PMS 349 Green. Typestyle is Sabon except in California where the copy is Optima.

## DESIGN & WAYFINDING

As your site requires, Graphics Systems can design additional signage to complement the TownePlace Suites Graphics Package. Custom design and wayfinding services are also available.

Because a signage system is a sizable investment, it is best to have a well thought-out plan for implementation. Therefore, in addition to providing you with an excellent product, Graphics Systems can also provide the necessary services to program a good wayfinding system.

As consultants, we can give you a clear, objective analysis of your facility's "overall" needs from the viewpoint of a visitor. Through a series of interviews and independent studies of the traffic flow patterns, we provide the most comprehensive wayfinding planning available in the industry, complete with message schedules and location plans.

## INSTALLATION

We have installation teams available to integrate and install your new "graphics package" into your specific environment or space.

## OUR COMPANY

Graphics Systems' unique combination of designers, account executives and skilled fabricators form one of the nation's few "total package" architectural signage companies. We have built our business on the added value of our complete package of services—concept to completion—followed by reliable service.

## TOWNEPLACE SUITES GRAPHICS PACKAGE

### Guest Room Signage



5-1/2" x 4-1/4"  
**RN**  
Guest Room Number



1-1/4" x 1-1/4"  
(shown 1/4 size)  
**AC11**  
Accessible Decal



3" diameter  
**SHP33/SHV33**  
Sprinkler Warning  
Acrylic or Decal available



3" x 5/8"  
**DBV31**  
Turn To Deadbolt Vinyl



1-1/4" x 1-1/4"  
(shown 1/4 size)  
**NS11**  
No Smoking Decal



2-3/4" x 3-1/4"  
**TL23**  
Informational



6" x 3"  
**WDL63**  
Warning Lock Door Decal

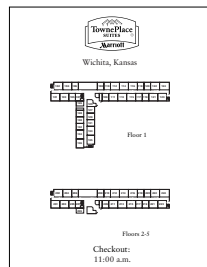


5" x 12-1/4"  
**EV-5**  
Guest Room  
Evacuation Plan




5" x 15-3/4"  
**EV5-CA**  
Guest Room  
Evacuation Plan  
-California Title 19

### Front Desk Signage



8-1/2" x 11"  
**LM811.1**  
Front Desk Maps - on Disk



11" x 15-3/4"  
**1116-O/OP**  
Owner/Operator



10" x 1"  
**1116-O/OP Insert**  
Owner/Operator Insert

### Directional Signage



9-1/8" x 3-3/8"  
**DRPE-G**  
Directional, 1-2 Lines



9-1/8" x 5"  
**DRPE-I**  
Directional, 3-4 Lines



9-1/8" x 7-7/8"  
**DRPE-F**  
Directional, 5-6 Lines



9-1/8" x 10"  
**DRPE-K**  
Directional, 7-8 Lines

## Identification Signage



7-1/4" x 13-3/16"  
**MR0813**  
Meeting Room I.D.



8" x 6"  
**R86** Interior  
**R86EXT** Exterior  
Room Identification,  
1-3 Lines



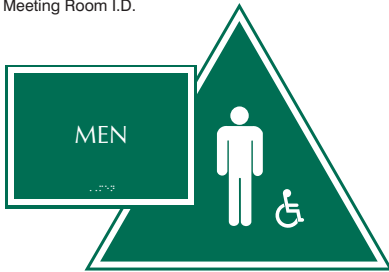
7" x 9"  
**RR-M**  
Restroom Identification,  
Men/Accessible




7" x 9"  
**RR-W**  
Restroom Identification,  
Women/Accessible



7" x 9"  
**RR-U**  
Restroom Identification,  
Unisex/Accessible



12-7/8" x 11-5/32" Triangle  
& 8" x 6" Plaque  
**RRM-CA** Set  
Restroom Identification,  
Men/Accessible-California



12-1/2" Diameter Circle  
& 8" x 6" Plaque  
**RRW-CA** Set  
Restroom Identification,  
Women/Accessible-California



12-1/2" Diameter Circle  
& 8" x 6" Plaque  
**RRU-CA** Set  
Restroom Identification,  
Unisex/Accessible-California

## Specialty Signage



6" x 6"  
**IC66**  
Inspection Certificate On File



6" x 4"  
**PI64**  
Public Phone Information



3" x 3"  
**AR33**  
Accessible



3" x 3"  
**NS33**  
No Smoking



3" x 3"  
**HI33**  
Hearing Impaired



8" x 6"  
**MO**  
Maximum Occupancy



8" x 6"  
**CT**  
Cycle Times



10" x 8"  
**NP1008**  
No Pets



11" x 8"  
**LS**  
Laundry Supplies



14" x 10"  
**EMW1410.2**  
Emergency Phone Information



14" x 10"  
**EMW1410.1**  
Emergency Phone Information




14" x 10"  
**EMW1410.3**  
Emergency Phone Information


## Stair & Elevator Signage



14" x 14"  
**STAL1414**  
Stairwell Identification and Roof Access Information



7" x 8"  
**ELV-B**  
Elevator Evacuation Plan, Upper Floors



7" x 8"  
**ELV-C**  
Elevator Evacuation Plan, First Floor



7" x 7"  
**TPSELV**  
Rescue Assistance



6" x 6"  
**SI66V.1**  
Interior Stairwell Information - 1-3 Floors  
Acceptable in some areas  
Check w/ Local Fire Marshal

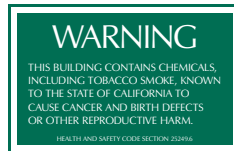


2-3/4" x 3-1/2"  
**ELJ33**  
Elevator Jamb - Floor No.


## California Signage



12-1/4" x 10-3/4"  
**FEP1211CA**  
Corridor Evacuation Plan- California Title 19



9-31/4" x 6-1/4"  
**WCSA.1**  
California Warning Prop 65 Located At Building Entrance For Hotels That Permit Smoking



9-31/4" x 6-1/4"  
**WCSA.2**  
California Warning Prop 65 Located On Smoking Floors At Elevator Lobby And At Stairs



9-31/4" x 6-1/4"  
**WCSA.4**  
California Warning Prop 65 Located At Entrances To Hotels That Do Not Permit Smoking On Premises



6-1/4" x 6-1/4"  
**WCSA.3**  
California Warning Prop 65 Located At Individual Outside Entrances To Each Smoking Room

## Parking Lot Signage



12" x 18"  
**GRP**  
Guest Registration Parking, Aluminum



16" x 16"  
**PLW1616**  
Parking Lot Warning

## Key Card Signage



2-3/4" x 3-1/4"  
**KC5**  
Informational



8" x 6"  
**KC6**  
Safety-Dial "0"



8" x 6"  
**KC1**  
Safety-Use Key Card



8" x 6"  
**KC7**  
Safety-Use Key Card or Dial

Health Club Signage



36" x 22-3/4"  
**LG**  
No Lifeguard  
On Duty



4" x 6"  
**ST46SV.1**  
Spa Timer Switch



15" x 15"  
**WND**  
No Diving Informational



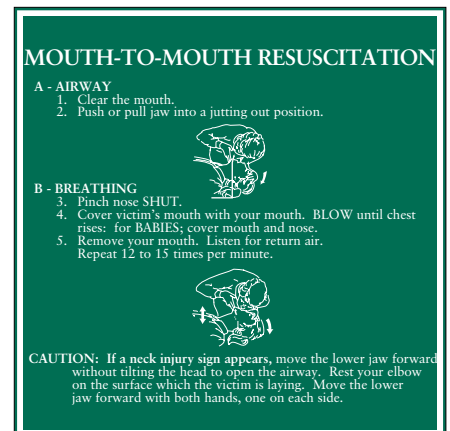
34" x 9"  
**ND**  
No Diving



12" x 9"  
**ERU**  
Exercise Room Use



36" x 36"  
**PR**  
Pool Rules



18" x 18"  
**MR1818**  
Mouth to Mouth Resuscitation