

## GRAPHICS PACKAGE

The Springhill Suites Graphics Package offered by Graphics Systems, Inc. features attractive ADA compliant signage. Guest room numbers and other permanent room identification are created using a photopolymer process which produces raised integral tactile images and Grade II braille. Paint and ink colors match Benjamin Moore colors—BM 1386 Plum copy and graphics on a field of BM 956 Cream. Typestyle is Times Roman except in California where the copy is Optima.

## DESIGN & WAYFINDING

As your site requires, Graphics Systems can design additional signage to complement the Springhill Suites Graphics Package. Custom design and wayfinding services are also available.

Because a signage system is a sizable investment, it is best to have a well thought-out plan for implementation. Therefore, in addition to providing you with an excellent product, Graphics Systems can also provide the necessary services to program a good wayfinding system.

As consultants, we can give you a clear, objective analysis of your facility's "overall" needs from the viewpoint of a visitor. Through a series of interviews and independent studies of the traffic flow patterns, we provide the most comprehensive wayfinding planning available in the industry, complete with message schedules and location plans.

## INSTALLATION

We have installation teams available to integrate and install your new graphics package into your specific environment or space.

## OUR COMPANY

Graphics Systems' unique combination of designers, account executives and skilled fabricators form one of the nation's few "total package" architectural signage companies. We have built our business on the added value of our complete package of services—concept to completion—followed by reliable service.

## SPRINGHILL SUITES BY MARRIOTT GRAPHICS PACKAGE

### Guest Room Signage



4-1/2" x 3-1/2"  
**RN43P.1** (Interior)  
**RN43P.2** (Exterior)  
Guest Room Number



1-1/4" x 1-1/4"  
(shown 1/4 size)  
**NS11V.1**  
No Smoking Decal



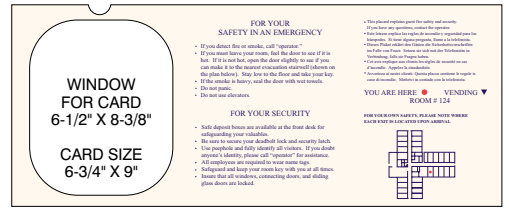
1-1/4" x 1-1/4"  
(shown 1/4 size)  
**AC11V.1**  
Accessible Decal



3" diameter  
**SHP33/SHV33**  
Sprinkler Warning  
Acrylic or Decal available



6" x 3"  
**WDL63**  
Warning Lock Door Decal



22-1/2" x 9-9/16"  
**RR229S.1**  
Guest Room  
Evacuation Plan  
w/ Window for Card

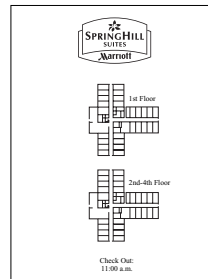


15" x 9-9/16"  
**RR159S.1**  
Guest Room  
Evacuation Plan

### Front Desk Signage

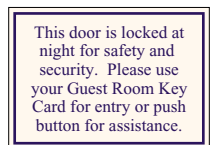


8" x 10"  
**OO810S.1**  
Owner/Operator



8-1/2" x 11"  
**LM811.1**  
Locator Maps - on Disk

### Key Card Signage



9-1/2" x 11"  
**EE911S.1**  
Elevator Evacuation - 1st Floor



2-1/2" x 2"  
**KC22S.1**  
Ving Card

8" x 6"  
**KC108S.1**  
Key Card Informational

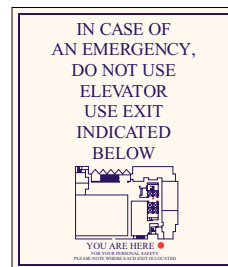
### Stair Signage



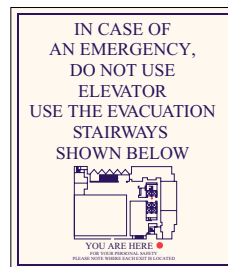
6" x 6"  
**SI66V.1**  
Interior Stairwell  
Information -  
1-3 Floors

Acceptable in some areas  
Check w/ Local Fire  
Marshal

### Elevator Signage



9-1/2" x 11"  
**EE911S.1**  
Elevator Evacuation - 1st Floor



9-1/2" x 11"  
**EE911S.2**  
Elevator Evacuation - 2nd Floor  
and up



14" x 14"  
**SL1414S.1**  
Interior Stairwell Identification - 4 Floors & up


## Room Identification Signage



12" x 8-1/2"  
**RI129PV.1**  
Pool or Exercise Room  
Identification and Hours



8" x 6"  
**RI186P.1**  
Misc. Room Identification



7-1/4" x 13-3/16"  
**MR0813P.1**  
Meeting Room w/ Window

## Restroom Signage




9-7/16" x 9-5/8"  
**RU99P.1**  
Unisex/Accessible Restroom



8" x 9"  
**RM89P.1**  
Men's Restroom w/ Symbol

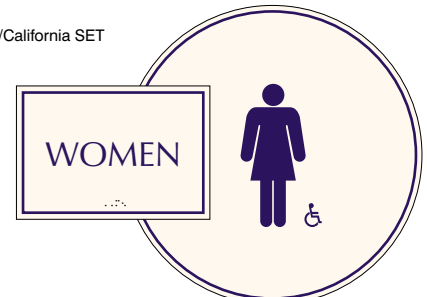


8" x 9"  
**RW89P.1**  
Women's Restroom w/ Symbol



12-7/8" x 12-7/8"  
**RMCA1212P.1**  
Men's Restroom/California SET

12-1/2" x 12-1/2"  
**RUCA1212P.1**  
Unisex Restroom/California SET  
(Not Shown)



12-1/2" x 12-1/2"  
**RWCA1212P.1**  
Women's Restroom/California SET

## Brand Suggested Signage



7" x 2"  
**NPW72S.1**  
No Pets



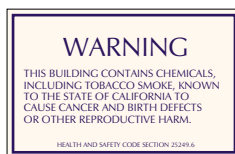
3" x 3"  
**HI33**  
Hearing Impaired



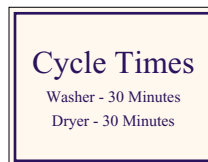
3" x 3"  
**AR33**  
Accessible



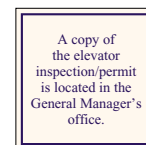
3" x 3"  
**NS33**  
No Smoking



9-3/4" x 6-1/4"  
**WWCA.1**  
**WWCA.2**  
**WWCA.3**  
**WWCA.4**  
**WWCA107S.1**  
Warning Sign/California



10" x 8"  
**CT108S.1**  
Cycle Times for  
Guest Laundry



6" x 6"  
**EP66S.1**  
Elevator Inspection/  
Permit



6" x 6"  
**AE-66**  
Accessible Entrance  
Symbol

## More Brand Suggested Signage



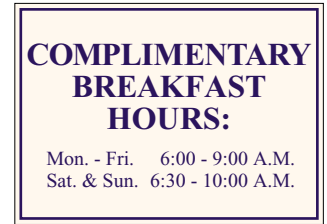
6-3/4" x 4-1/2"  
**PI64**  
Public Phone Information



12" x 9"  
**C129S.1**  
Courtesy



14" x 10"  
**EMW1410S.1**  
In Case of an Emergency



14" x 10"  
**CB1410S.1**  
Continental Breakfast

## Directional Signage



14" x 4"  
**D144S.1**  
Directional, 1-2 Lines

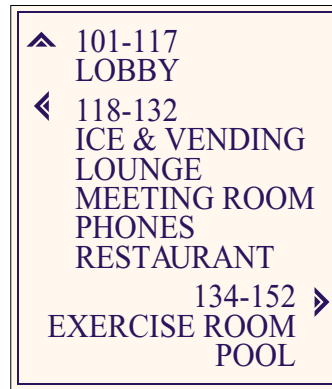
14" x 6-1/2"  
**D146S.1**  
Directional, 3-4 Lines (not shown)

14" x 9"  
**D149S.1**  
Directional, 5-6 Lines (not shown)



14" x 11-1/2"  
**D1411S.1**  
Directional, 7-8 Lines

14" x 14"  
**D1414S.1**  
Directional, 9-10 Lines (not shown)



14" x 16-1/2"  
**D1416S.1**  
Directional, 11-12 Lines

14" x 19"  
**D1419S.1**  
Directional, 13-14 Lines (not shown)

14" x 21-1/2"  
**D1421S.1**  
Directional, 15-16 Lines (not shown)

14" x 24"  
**D1424S.1**  
Directional, 17-18 Lines (not shown)

14" x 26-1/2"  
**D1426S.1**  
Directional, 19-20 Lines (not shown)

## Health Club Signage



4" x 6"  
**ST46SV.1**  
Spa Timer Switch



7" x 5"  
**JI75**  
Jacuzzi Spa Instructions



10" x 6"  
**ESO-106**  
Emergency Shut Off Switch or No Glass in Pool Area



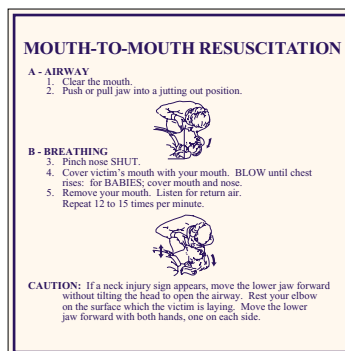
10" x 8"  
**PSB1008EXT**  
Pool Open/Closed (exterior)



10" x 8"  
**PSB-BKR**  
Backer for PSB1008EXT (fence mount)



18" x 18"  
**WND1818S.1**  
Warning No Diving



18" x 18"  
**MMW1818S.1**  
Resuscitation Directions



14-1/2" x 16-1/2"  
**PR1416**  
Pool Area Use

*More Health Club Signage*

**Exercise Room Use**

For your safety, it is required that you observe the following:

- Individuals utilizing this facility do so at their own risk.
- Individuals should not undertake exercise routines unless physically qualified and have a physician's approval to do so.
- It is highly recommended that the following individuals not use the exercise equipment:
  - persons under the influence of alcohol, stimulants or depressants
  - unsupervised children under the age of 16
  - children under the age of 14
- Should you need any assistance please contact the Front Desk.
- Equipment should be used in the presence of others.
- Shoes and appropriate exercising attire are necessary.
- Smoking is prohibited.
- Always practice safety and courtesy to others.
- Report any unsafe conditions to the management.

Thank you for your attention and cooperation.

24" x 18"  
**EX2418S.1**  
Exercise Room Use

**WHIRLPOOL SPA USE**

FOR YOUR SAFETY  
IT IS REQUIRED THAT YOU OBSERVE THE FOLLOWING:

- Individuals utilizing this facility do so at their own risk.
- **WARNING:** No consumption of alcoholic beverages or food is permitted in pool area.
- It is highly recommended that the following individuals not use the whirlpool spa:
  - persons with present or prior heart disease, high blood pressure, or any chronic health problems.
  - persons under the influence of alcohol, stimulants or depressants.
  - pregnant women.
  - elderly persons.
  - children under the age of 14
  - unsupervised children under the age of 16
- Should you need any assistance, please contact management.
- **WARNING:** Chlorine and PH levels are in accordance with local codes and measured regularly.
- However, high heat and chlorine in this spa may cause fading and/or damage to certain fabrics.
- Always practice water safety and courtesy to others.
- Report any unsafe conditions to the management.
- All persons shall bathe with warm water and soap before entering spa.
- All persons known or suspected of having a communicable disease shall not use the spa.
- Spitting or blowing the nose in the spa is prohibited.
- Do not use alone.
- Observe a reasonable time limit, (preferably not longer than 15 minutes), then shower, cool down and if you wish, return for another brief stay. Long exposures may result in nausea, dizziness or fainting.
- Food and glass objects are not permitted in spa area.
- Maximum temperature 104° Fahrenheit.

MAXIMUM BATHING LOAD

8

Thank you for your attention and cooperation.

19" x 19"  
**WSW1919S.1**  
Whirlpool Spa Use

**NO LIFEGUARD  
ON DUTY**

CHILDREN UNDER THE AGE OF 14 SHOULD NOT USE POOL WITHOUT AN ADULT IN ATTENDANCE

48" x 14"  
**LGW4814S.1**  
No Lifeguard on Duty

**NO DIVING**

48" x 8"  
**NDW488S.1**  
No Diving

*Parking Lot Signage*

**NOTICE**

You are parking and leaving your vehicle at your own risk. Please lock all doors and windows after removing any property or valuables from the vehicle. The hotel will not, in any event, be liable for loss or damage to your vehicle or property.

16" x 16"  
**PLW1616**  
Parking Lot Warning

*Portico Signage*

**Clearance 10'-0"**

72" x 12"  
**CS7212V.1**  
Clearance (Client to verify height)