



### SPRINGHILL SUITES 2008 INTERIOR SIGNAGE PACKAGE A- NEW BUILDS

We Make Ordering Easy!

#### WAYFINDING

Send Graphics Systems, Inc. your hotel's floorplan and let us assist with your signage order. Our experienced wayfinding staff will determine your property's specific requirements and provide you with a detailed plan that includes a graphic of each sign, signtype, quantity, price and location, all in an easy to read format.

#### NO DESIGN FEES

Our talented design team will create any additional signage you require, including state and local code signage, free of charge.

#### NO MAP CHARGES

Our professional artists will draw your fire evacuation maps free of charge. Just send us your floorplans and we'll do the rest.


### Guest Room Signage



5-3/4" x 3-1/2"  
RMN 0604 SHS A  
Guest Room Number




1-1/4" x 1-1/4"  
AC11 SHS  
Accessible Decal



15" x 9-9/16"  
FEP 1509 SHS  
Guest Room Fire Evacuation Plan



6-3/4" x 9"  
FEP 0709 SHS  
Room Rate/State Law Card



23" x 10"  
FEP 2310 SHS  
Guest Room Fire Evacuation Plan

### Identification Signage



8-3/4" x 4-1/2"  
ID 0905 SHS A  
Room Identification, 1-2 Lines



8-3/4" x 5-1/2"  
ID 0906 SHS A  
Room Identification, 3 Lines



9-3/4" x 6-1/2"  
ID 1007 SHS A  
Room Identification, 4 Lines



12-3/4" x 4-1/2"  
ID 1305 SHS A  
Room Identification for Longer Copy Lines,  
1-2 Lines




12-3/4" x 7"  
HOR 1307 SHS A  
Room Identification with Hours Information



6-1/4" x 6-1/4"  
STR 0606 SHS A  
Interior Stairwell Identification



2-3/4" x 3-1/2"  
ELJ 0304 SHS  
Elevator Door Jam



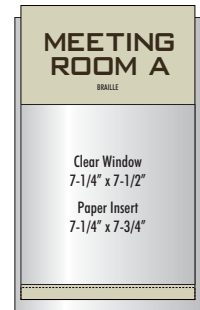
**Identification Signage continued**



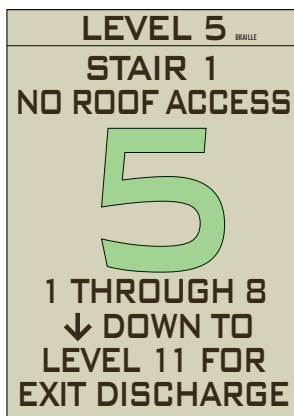
8-3/4" x 9-1/4"  
RES 0909 SHS A  
Restroom & Lockers Identification



12-3/4" x 10"  
TDD 1310 SHS A  
TDD Identification



7-3/4" x 12-3/4"  
INS 0813 SHS A  
Meeting Room Identification,  
1-2 Lines



12-1/4" x 17"  
STR 1217 SHS  
Stairwell Identification & Discharge Information



12-1/4" x 12-1/4"  
STR 1212 SHS  
Stairwell Identification & Information

**Back of House Identification Signage**



8-1/4" x 4"  
ID 0804 SHS BH  
Back of House Room Identification



12-1/4" x 4"  
ID 1204 SHS BH  
Back of House Room Identification for  
Longer Copy Lines, 1-2 Lines



8-1/4" x 8-3/4"  
RES 0809 SHS BH  
Back of House Restroom  
Identification

**Dimensional Letters and Numbers**




6" tall  
MFA 06 SHS A  
Metal Faced Acrylic Letters,  
Silver or Gold, Interior



4" tall  
MFA 04 SHS A  
Metal Faced Acrylic Letters,  
Silver or Gold, Interior



6" tall  
COM 06 SHS  
Address Numbers, Exterior



### Directional Signage



9" x 3-1/2"  
DIR 0904 SHS A  
Directional, 1-2 Lines



9" x 5-3/4"  
DIR 0906 SHS A  
Directional, 3-4 Lines



9" x 7-3/4"  
DIR 0908 SHS A  
Directional, 5-6 Lines



9" x 9-3/4"  
DIR 0910 SHS A  
Directional, 7-8 Lines



9" x 11-3/4"  
DIR 0912 SHS A  
Directional, 9-10 Lines



11" x 3-1/2"  
DIR 1104 SHS A  
Directional, 1-2 Lines



11" x 5-3/4"  
DIR 1106 SHS A  
Directional, 3-4 Lines



11" x 7-3/4"  
DIR 1108 SHS A  
Directional, 5-6 Lines



11" x 9-3/4"  
DIR 1110 SHS A  
Directional, 7-8 Lines

### Informational Signage



3-3/8" x 2-1/4"  
INF 0302 SHS  
Informational



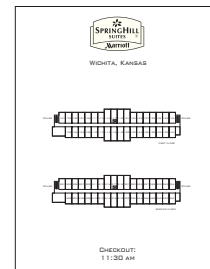
3" x 3"  
HI33 SHS  
Hearing Impaired



3" x 3"  
AC33 SHS  
Accessible



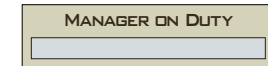
9-5/8" x 12-1/8"  
FDM HOLDER SHS  
Front Desk Map Insert Holder



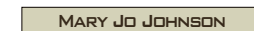
8-1/2" x 11" format  
FDM 0911 SHS  
Front Desk Map on CD



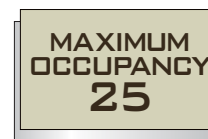
8-1/2" x 8"  
OWN 0908 SHS A  
Owner/Operator Board




10-1/2" x 2-3/4"  
MOD 1103 SHS  
Manager on Duty Board



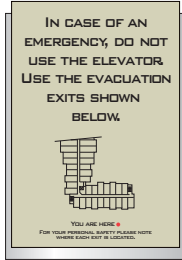
10" x 1-1/8"  
MOD 1103 INSERT SHS  
Manager on Duty Insert




8-3/4" x 5-1/2"  
MAX 0906 SHS A  
Maximum Occupancy



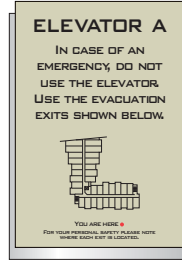
**Informational Signage continued**




7-1/2" x 10-1/4"  
FEP0811A SHS A  
Elevator Evacuation Plan  
with Elevator Designation,  
Ground Floor



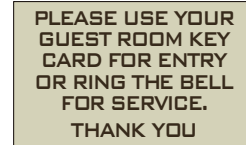
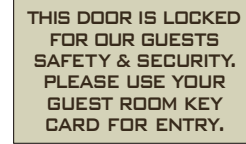
7-1/2" x 10-1/4"  
FEP0811B SHS A  
Elevator Evacuation Plan  
with Elevator Designation,  
2nd Floor and Up



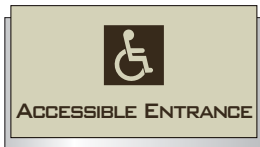
7-1/2" x 10-1/4"  
FEP0811C SHS A  
Elevator Evacuation Plan  
with Elevator Designation,  
Ground Floor



7-1/2" x 10-1/4"  
FEP0811D SHS A  
Elevator Evacuation Plan  
with Elevator Designation,  
2nd Floor and Up



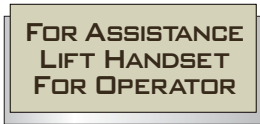
10" x 6"  
INF 1006 SHS  
Key Card Informational



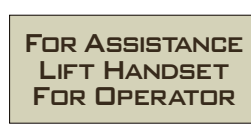
10-3/4" x 6"  
ACC 1106 SHS A  
Accessible Entrance or  
Area of Rescue Assistance



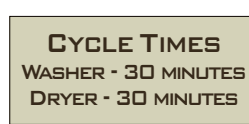
11-3/4" x 10"  
PRO 1210 SHS  
Projection Mounted Restroom Informational,  
Double Sided



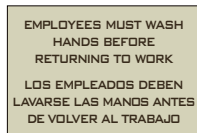
10-3/4" x 5"  
INF 1105 SHS A  
Informational



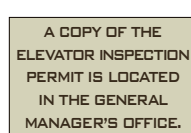
10-1/4" x 4-1/2"  
INF 1005 SHS EXT  
Exterior Informational



10-1/4" x 4-1/2"  
CT 1005 SHS  
Cycle Times Informational



8" x 5-1/2"  
INF 0806 SHS  
Wash Hands Informational




7-3/4" x 5"  
INF 0805 SHS  
Elevator Inspection Informational




6-5/8" x 4-5/8"  
INF 0705 SHS  
Business Center Informational



8-3/4" x 4"  
PRO 0904 SHS  
Projection Mounted Informational  
and/or Directional, Double Sided

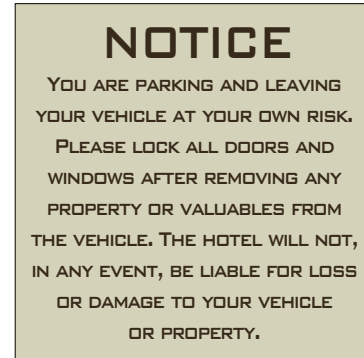


**Daily Events Signage**



31" x 18"  
EVENT 3118 SHS A  
Daily Events Board with 2 Insert Windows

**Parking Signage**



16" x 16"  
PRK 1616 SHS  
Parking Informational

**Clearance Signage**

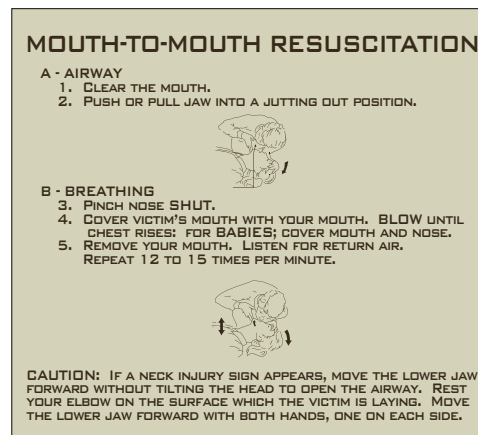


60" x 10"  
CL 6010 SHS  
Clearance


**Recreation Area Signage**



20" x 19"  
EXR 2019 SHS  
Exercise Room Use



20" x 18"  
MTM 2018 SHS  
Mouth-to-Mouth Resuscitation



**Recreation Area Signage continued**

**POOL AREA USE**

FOR YOUR SAFETY, IT IS REQUIRED THAT YOU OBSERVE THE FOLLOWING:

- REGISTERED GUESTS ONLY.
- ALL CHILDREN UNDER 14 MUST BE WITH AN ADULT.
- RUNNING AND HORSEPLAY ARE PROHIBITED.
- APPROPRIATE SWIM WEAR REQUIRED.
- DIVING STRICTLY PROHIBITED.
- SHIRTS AND SHOES REQUIRED IN THE HOTEL LOBBY.
- GLASSWARE IS NOT PERMITTED WITHIN THE POOL AREA.
- ONLY FLEXIBLE SWIM-AIDS ARE PERMITTED.
- BE AWARE OF DEPTH MARKINGS AT ALL TIMES.
- REPORT ANY UNSAFE CONDITIONS OR VIOLATIONS TO THE MANAGEMENT IMMEDIATELY.
- INDIVIDUALS ASSUME THE RISK FOR ANY INJURIES SUSTAINED WHILE USING POOL FACILITIES.
- ALWAYS PRACTICE WATER SAFETY AND COURTESY.
- SHOWER BEFORE ENTERING POOL.
- CHILDREN WHO ARE NOT TOILET TRAINED MUST WEAR SWIM DIAPERS WITH RUBBER PANTS OVER THEM.

THANK YOU FOR YOUR ATTENTION AND COOPERATION.

24" x 19"  
POL 2419 SHS  
Pool Area Use

**WHIRLPOOL AREA USE**

FOR YOUR SAFETY, IT IS REQUIRED THAT YOU OBSERVE THE FOLLOWING:

- \* REGISTERED GUESTS ONLY.
- \* INDIVIDUALS UTILIZING THIS FACILITY DO SO AT THEIR OWN RISK.
- \* WARNING - NO CONSUMPTION OF ALCOHOLIC BEVERAGES OR FOOD IS PERMITTED IN POOL AREA.
- \* IT IS HIGHLY RECOMMENDED THAT THE FOLLOWING INDIVIDUALS NOT USE THE WHIRLPOOL SPA:
  - A) PERSONS WITH PRESENT OR PRIOR HEART DISEASE, HIGH BLOOD PRESSURE, OR ANY CHRONIC HEALTH PROBLEMS.
  - B) PERSONS UNDER THE INFLUENCE OF ALCOHOL, STIMULANTS OR DEPRESSANTS.
  - C) PREGNANT WOMEN.
  - D) ELDERLY PERSONS.
  - E) CHILDREN UNDER THE AGE OF 10.
  - F) UNSUPERVISED CHILDREN UNDER THE AGE OF 15.
- \* SHOULD YOU NEED ANY ASSISTANCE, PLEASE CONTACT MANAGEMENT.
- \* WARNING: CHEMICAL AND PH LEVELS ARE IN ACCORDANCE WITH LOCAL CODES AND MEASURED REGULARLY.
- \* HOWEVER, HIGH HEAT AND CHEMICAL IN THIS SPA MAY CAUSE FADING AND/OR DAMAGE TO CERTAIN FABRICS.
- \* ALWAYS PRACTICE WATER SAFETY AND COURTESY TO OTHERS. \*REPORT ANY UNSAFE CONDITIONS TO THE MANAGEMENT.
- \* ALL PERSONS SHALL BATHE WITH WARM WATER AND SOAP BEFORE ENTERING SPA.
- \* ANY PERSONS KNOWN OR SUSPECTED OF HAVING A COMMUNICABLE DISEASE SHALL NOT USE THE SPA.
- \* SPITTING OR BLOWING THE NOSE IN THE SPA IS PROHIBITED. \*DO NOT USE ALONE.
- \* OBSERVE A REASONABLE TIME LIMIT, (PREFERABLY NOT LONGER THAN 15 MINUTES), THEN SHOWER, COOL DOWN AND IF YOU WISH, RETURN FOR ANOTHER BRIEF STAY. LONG EXPOSURES MAY RESULT IN NAUSEA, DIZZINESS OR FAINTING.
- \* FOOD AND GLASS OBJECTS ARE NOT PERMITTED IN SPA AREA. \* MAXIMUM TEMPERATURE: 104° FAHRENHEIT. MAXIMUM BATHING LOAD

**5**

THANK YOU FOR YOUR ATTENTION AND COOPERATION.

24" x 19"  
SPA 2419 SHS  
Whirlpool Spa Area Use

**SPRINGHILL SUITES**

10" x 7"  
LOG 1007 SHS  
Backs Up to Pool Open/Closed Slider Sign

**POOL**

OPEN

CLOSED

10" x 7"  
PS 1007 SHS  
Pool Open/Closed Slider Sign

**NO LIFEGUARD ON DUTY**

36" x 15"  
NLG 3615 SHS  
No Lifeguard on Duty

**WARNING!  
NO DIVING  
SHALLOW WATER**



CRIPPLING INJURIES MAY RESULT

14-1/2" x 15"  
WND1514 SHS  
Warning! No Diving

**NO DIVING**

36" x 8"  
ND 3608 SHS  
No Diving

