



**SLEEP INN SIGNATURE  
INTERIOR SIGNAGE PACKAGE**

**CONTACT:**  
**DIANA WILLIAMSON**  
 316-267-4171 ext. 273  
 316-267-6883 FAX  
 dwilliamson@gsi-graphics.com

**We Make Ordering Easy!**

**WAYFINDING**

Send Graphics Systems, Inc. your hotel's floorplan and let us assist with your signage order. Our experienced wayfinding staff will determine your property's specific requirements and provide you with a detailed plan that includes a graphic of each sign, signtype, quantity, price and location, all in an easy to read format.

**NO DESIGN FEES**

Our talented design team will create any additional signage you require, including state and local code signage, free of charge.

**NO MAP CHARGES**

Our professional artists will draw your fire evacuation maps free of charge. Just send us your floorplans and we'll do the rest.

**Guest Room Signage**



4-1/2" x 4-1/2"  
 SIS 1.0A  
 Room Number



4-1/2" x 4-1/2"  
 SIS 1.0B  
 Room Number with  
 No Smoking Symbol



4-1/2" x 4-1/2"  
 SIS 1.0C  
 Room Number with  
 Accessible Symbol



4-1/2" x 4-1/2"  
 SIS 1.0D  
 Room Number with  
 No Smoking and  
 Accessible Symbols



3" x 3"  
 SIS 1.2  
 Guest Room  
 No Smoking Symbol



3" x 3"  
 SIS 1.2  
 Guest Room  
 Accessible Symbol



8-1/2" x 11"  
 FEP0911B SIS  
 Guest Room Evacuation  
 with State Laws

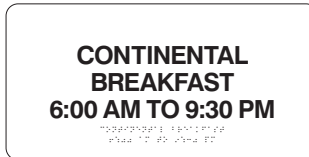
**Identification Signage**



8" x 3"  
 SIS 4.0  
 1 Line Identification



9" x 4"  
 SIS 4.1  
 2 Line Identification



13" x 6-1/2"  
 SIS 4.2  
 Identification with Hours




7" x 9"  
 SIS 2.0  
 Identification  
 with Symbol



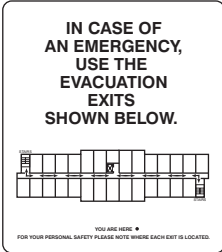
7" x 9"  
 SIS 8.1  
 Interior Stairwell ID



7" x 10"  
 SIS 7.0  
 In Case Of Fire



**Informational Signage**



9-1/4" w x 10-1/2" h  
FEP0911 SIS  
Elevator Evacuation Plan



5" x 3"  
SIS 10.2  
Key Card Informational



12-1/2" x 4"  
SIS 11.0  
Wall Projected Informational



12" x 6"  
SIS 10.3  
Vehicle Informational



5" x 5"  
SIS 1.3  
Public Area No Smoking



48" x 6"  
SIS 12.0  
Clearance Sign

**Directional Signage**



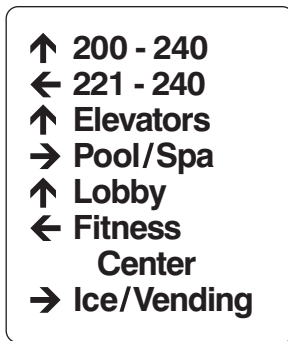
12" x 4"  
SIS 3.2  
1 - 2 Line Directional



12" x 8"  
SIS 3.4  
3 - 4 Line Directional




12" x 12"  
SIS 3.6  
5 - 6 Line Directional



12" x 14"  
SIS 3.8  
7 - 8 Line Directional



12" x 17"  
SIS 3.10  
9 - 10 Line Directional



**Front Desk Signage**




Janie Doe

8" x 6"  
SIS 10.1  
Manager On Duty w/ Insert



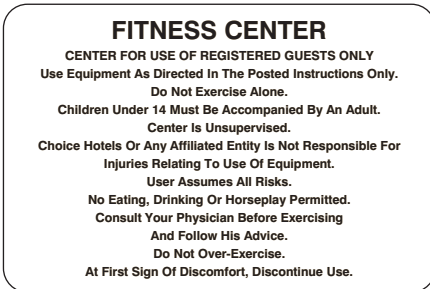
Janie Doe

8" x 1-1/2"  
SIS 10.1 INSERT  
Manager On Duty Insert

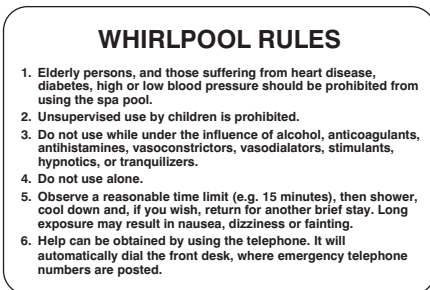


10" x 10"  
SIS 10.0  
Owner/Operator Sign

**Health Club Signage**



18" x 12"  
SIS 13.1  
Fitness Center Rules



18" x 12"  
SIS 13.2  
Whirlpool Rules Informational



36" x 30"  
SIS 13.0  
Pool Rules Informational

