

GRAPHICS PACKAGE

The Embassy Suites Graphics Package offered by Graphics Systems, Inc. features identification signage with raised integral tactile images and Grade II Braille. Material choices include solid surface, photopolymer or photopolymer with a dimensional back plate. Colors may be chosen to coordinate with the decor of the hotel. Pool, Spa and Fitness Signage as well as Guest Room Evacuation Plans and Stairwell Identification Signage utilize other materials to complement the material selected.

DESIGN & WAYFINDING

As your site requires, Graphics Systems can design additional signage to complement the Embassy Suites Graphics Package. Custom design and wayfinding services are also available.

Because a signage system is a sizable investment, it is best to have a well thought-out plan for implementation. Therefore, in addition to providing you with an excellent product, Graphics Systems can also provide the necessary services to program a good wayfinding system.

As consultants, we can give you a clear, objective analysis of your facility's "overall" needs from the viewpoint of a visitor. Through a series of interviews and independent studies of the traffic flow patterns, we provide the most comprehensive wayfinding planning available in the industry, complete with message schedules and location plans.

INSTALLATION

We have installation teams available to integrate and install your new graphics package into your specific environment or space.

OUR COMPANY

Graphics Systems' unique combination of designers, account executives and skilled fabricators form one of the nation's few "total package" architectural signage companies. We have built our business on the added value of our complete package of services—concept to completion—followed by reliable service.

EMBASSY SUITES GRAPHICS PACKAGE



5-1/2" x 4-1/2"
GRN65 EMB
Room Number



5-1/2" x 2"
NS62 EMB
Guest Room
Non-Smoking / Accessible



5-1/2" x 3-1/2"
NS64 EMB
Public Space
No Smoking Symbol



9-1/2" x 4-1/2"
ACI1005 EMB
Automated Check In
Bent Acrylic Identification



8" x 4"
ID84A EMB
Room Identification
1-2 Lines of Copy



8" x 6"
ID86 EMB
Room Identification
3-4 Lines of Copy



12" x 6"
ID1206 EMB
Identification with Insert



8" x 8"
EXTSTR88 EMB
Exit Stairs



8" x 8"
RRID88 EMB
Restroom Identification




8" x 8"
ID88B EMB
Identification with Symbol




8" x 8"
EEP88 EMB
Elevator Evacuation Plan




8" x 8"
IFE88 EMB
In Case of Fire
Informational



9-1/2" x 15"
TE1015EMB
Today's Events with Window



9-1/2" x 15"
MEID1015 EMB
Identification with Window




12" x 6"
MOD1206 EMB
Manager On Duty

MOD1206 INSERT EMB
Replacement Insert



12" x 6"
OPS1206 EMB
Owner/Operator Informational





8" x 6"
MO86 EMB
Maximum Occupancy



8" x 6"
INF86A EMB
Informational



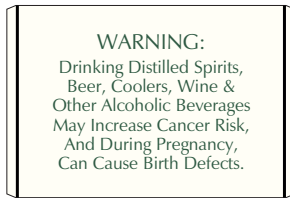
8" x 8"
SFE88 EMB
Smoke Free Environment
with Symbol



8" x 8"
KC88 EMB
Informational



8" x 4"
INF84B EMB
Informational



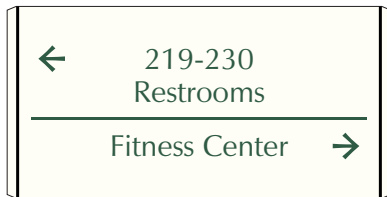
12" x 8"
CAWRN128 EMB
California Warning



12" x 12"
ID1212 EMB
Hours of Operation



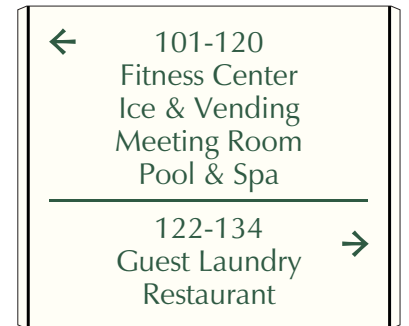
16" x 6"
DIR1606 EMB
2 Line Directional



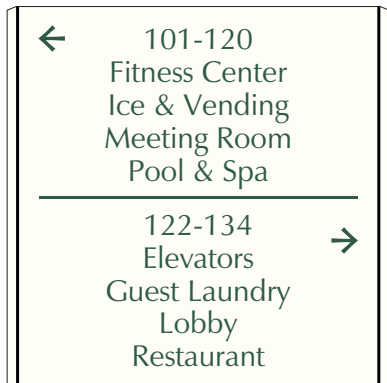
16" x 8"
DIR1608 EMB
3-4 Line Directional



16" x 11"
DIR1611 EMB
5-6 Line Directional



16" x 13-1/2"
DIR1614 EMB
7-8 Line Directional



16" x 16"
DIR1616 EMB
9-10 Line Directional



12" x 18"
GP1218 EMB
Guest Parking



12" x 18"
HP1218 EMB
Handicap Parking



12" x 6"
VA1206 EMB
Van Accessible

BALLROOM

6" **COA6 EMB**
Cut Out Black Acrylic Letters
with Gold Faces

1600

6" **ADD6 EMB**
Cut Out Building Address
Numbers

EXIT

6" **EXIT6 EMB**
Phosphorescent Vinyl Letters

CLEARANCE 13'-0"

6" **CL6 EMB**
Cut Out Copy

DANGER Chlorine Inside

3" & 4" **PSV3 EMB**
"Danger: Chlorine Inside" Vinyl Copy

SPA RULES

HOURS: 8:00 AM - 10:00 PM

CAUTION: Long Exposure May Result
In Nausea, Dizziness Or Fainting.

Limit Sessions To 15 Minutes.

Do Not Use Alone. Children Under 14
Must Be Accompanied By An Adult.

Use Of The Spa While Under The Influence
Of Alcohol, Narcotics, Drugs, Or
Medicines May Lead To Serious
Consequences And Is Not Recommended.

Elderly Persons, Pregnant Women And
Those With Health Conditions Requiring
Medical Care Should Consult With A
Physician Before Using Spa.

24" x 24" **SR2424 EMB**
Spa Rules

LEVEL 12

STAIR A

12

1 THROUGH 12
ROOF ACCESS

12" x 13" **STRID1213 EMB (HA-7.0)**
Stairwell Identification

LEVEL 12

STAIR A

12

1 THROUGH 12
↓ DOWN TO
LEVEL 1 FOR
EXIT DISCHARGE

12" x 17" **STRID1217A**
Stairwell Identification



NO DIVING

NO LIFEGUARD ON DUTY

40" x 24" **NDNLG4324 EMB**
No Diving,
No Lifeguard on Duty

FITNESS CENTER

CENTER FOR USE OF REGISTERED GUESTS ONLY

Use Equipment As Directed In The Posted
Instructions Only. Do Not Exercise Alone.
Children Under 14 Must Be Accompanied By An Adult.
Center Is Unsupervised, This Hotel Or Any Affiliated
Entity Is Not Responsible For Injuries Relating To
Use Of Equipment. User Assumes All Risks.
No Eating, Drinking Or Horseplay Permitted.
Consult Your Physician Before Exercising And Follow
His Advice. Do Not Over-Exercise. At First Sign
Of Discomfort, Discontinue Use.

36" x 30"
FCR3630 EMB
Fitness Center Rules

**POOL
HOURS**
9:00 AM - 10:00 PM

18" x 12"
PH1812 EMB
Pool Hours Rules

POOL RULES

HOURS: 9:00 AM - 10:00 PM

POOL FOR REGISTERED GUESTS ONLY

No Lifeguard On Duty. Swim At Your Own Risk.
NO DIVING. Maximum Pool Depth 5'.
Owners & Management Are Not Responsible
For Accidents Or Injuries
Non-Swimmers & Children Under 14 Must Be
Accompanied By A Responsible Adult.
Glass Containers Prohibited. Do Not Swim Alone.
Persons With Communicable Diseases Shall Not
Use Pool. Shower Before Entering Pool.
Persons Under The Influence of Alcohol Or Drugs
Shall Not Use Pool. No Running Or Horseplay.

36" x 30"
PR3630 EMB
Pool Rules