



**CANDLEWOOD SUITES  
INTERIOR SIGNAGE PACKAGE**

**We Make Ordering Easy!**

**WAYFINDING**

Send Graphics Systems, Inc. your hotel's floorplan and let us assist with your signage order. Our experienced wayfinding staff will determine your property's specific requirements and provide you with a detailed plan that includes a graphic of each sign, signtype, quantity, price and location, all in an easy to read format.

**NO DESIGN FEES**

Our talented design team will create any additional signage you require, including state and local code signage, free of charge.

**NO MAP CHARGES**

Our professional artists will draw your fire evacuation maps free of charge. Just send us your floorplans and we'll do the rest.

**Guest Room Signage**



4-1/4" x 4-1/2"  
A CAN  
Guest Room  
Identification



4-1/4" x 1"  
B CAN  
No Smoking Bar



D CAN  
Accessible Bar




4-3/4" x 1-1/4"  
BB-1 CAN  
Energy Saving  
System Informational




BB-2 CAN  
Appliance Informational



4" x 2-1/2"  
F CAN  
Use Room Key  
for Entrance



11-1/8" x 8-5/8"  
C HOLDER CAN  
Holder for Evacuation Insert



10" x 7-5/8"  
C INSERT CAN  
Paper Evacuation Insert



4" x 1-1/4"  
G CAN  
Trash Location



4" x 2"  
GG CAN  
Housekeeping  
Later Please

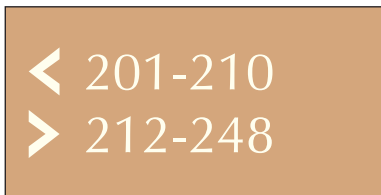


1-1/2" x 3-1/4"  
H CAN  
Door Locks  
Behind You



4" x 1/2"  
V CAN  
Adjust Temperature  
On Wall Thermostat

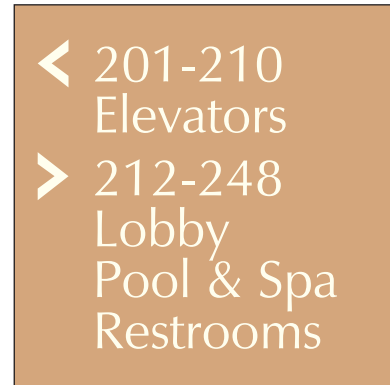
**Directional Signage**



16" x 8"  
K CAN  
1-2 Line Directional



16" x 12"  
K-2 CAN  
3-4 Line Directional



16" x 16"  
L CAN  
5-6 Line Directional

16" x 20"  
L-2 CAN (not shown)  
7-8 Line Directional



**Stairwell Signage**



12" x 12"  
J CAN  
Stairwell Identification & Information

**Identification Signage**



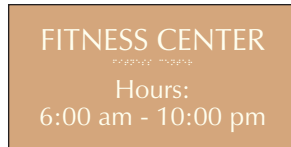
12" x 4"  
O-1 CAN  
1-2 Line Identification



8" x 4"  
O-2 CAN  
1-2 Line Identification



9" x 8"  
P CAN  
Restroom Identification



12" x 6"  
N CAN  
Fitness Center Identification & Hours




16" x 6"  
Z CAN  
Sprinkler Room Identification



6-1/2" x 8"  
P-1 CAN  
Restroom Identification

**Informational Signage**



6-1/2" x 9"  
LL CAN  
Express Check Out



12" x 9"  
M CAN  
Valet Drop Box or Guest Mail Boxes




3" x 3"  
KK CAN  
Magnetic After Hours Registration



4" x 1"  
MM CAN  
Key Drop



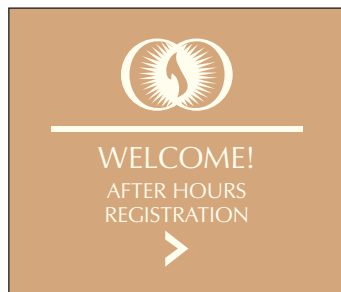
12" x 6"  
N-1 CAN  
Front Desk Hours



8" x 10"  
R CAN  
After Hours Registration Bent Sign



R CAN Side View

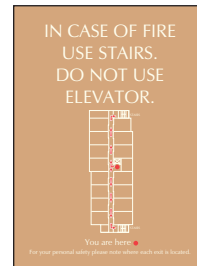


14" x 12"  
Q CAN  
Welcome! After Hours Registration



24" x 18"  
S CAN  
Washer & Dryer Informational

**Fire Evacuation Signage**



8" x 11"  
T CAN  
Elevator Evacuation Plan



8" x 11"  
U CAN  
In Case of Fire

